

54175
99-02 GMC
SIERRA



54175
99-02 GMC
SIERRA

1 PC UPPER CLASS SERIES GRILLE
00-06 YUKON / YUKON XL and 99-02 GMC SIERRA

Recommended Tools:



3/8 Wrench or Nut Driver
Phillips & Slotted Screwdrivers
Die Grinder or Jigsaw
Files / Sandpaper
Liquid Thread Lock
Masking Tape
10mm Wrench

Parts List / Hardware:

1 Billet Inserts
6 6-32 Nylon Lock Nuts
6 1/2" L Brackets

Read and understand instructions before attempting installation

Step 1



Apply masking tape to the chrome and painted areas to prevent scratching. Remove the plastic radiator cover fasteners (1). Release the grille around the headlights; pull the lower ends of the grille forward to release the metal clips (2). Now use a Phillips screwdriver to unfasten the plastic retainer next to the headlights and signal lights. Remove the 10mm bolt on top in the center; remove the grille.



Step 2

Place the grille face up on a work-table. Apply masking taper to the face of the grille to prevent scratching. Cut the center bars along the top and bottom; make your cut at the base of the mesh. It is important to leave the black plastic lip around the opening; the grille will rest on this area (3). Picture (3) has an arrow pointing to the passenger upper corner; the area along the bottom and ends need this lip to mount the grilles. Continue the cuts around the grille opening. File or sand your cuts smooth (4).

54175

54175

(Continued)



Step 3

Test fit the grille in place to identify the top. Take the 1/2" L Brackets and place them over the six threaded studs and latch them over the plastic lip on the backside of the factory grille (5).

Thread a Nylon lock nut onto each stud. Tighten the nuts until the grille is held in place. **BE SURE NOT OVERTIGHTEN THE STUDS** (Over-tightening can cause dimpling to the face of the billets). Re-install the grille assembly back onto the vehicle. Slowly close the hood to check the clearance between the hood and grille; adjust the grille if needed. ***Thank you for purchasing your T-Rex billet grille. 1/16/06***



GMC Logo sold separately (19200 polished / 29200 chrome)