

**54113**  
**07-10 CHEVY**  
**2500/3500 HD**



**54113**  
**07-10 CHEVY**  
**2500/3500 HD**


## **1 PC UPPER CLASS SERIES GRILLE**

### **Recommended Tools:**

Phillips / Slotted Screwdrivers  
10mm Socket & Ratchet


### **Parts List / Hardware:**

1	Upper Class Insert	2	Grille Plates
4	Metal Clips (20860)	1	Custom Bracket
10	10/32 Nylon Lock Nuts	2	5/16" X 1 Carriage Bolts
10	#10 Flat Washers	2	5/16" Lock Washers
2	5/16" Washers	2	5/16" Nuts




### **Step 1**

Test fit the grilles into the openings. Remove the radiator cover from the vehicle; then the four 10mm bolts along the top of the grille. The grille has metal clips along the bottom and center (1); these secure the grille to the core support. Use a slotted screwdriver to release the clips. Remove the grille. If you have purchased the lower grille; install grille now.



**Step 2** Install the upper and lower grille plates to the new grille using the provided washers and nylon lock nuts. Locate the new metal clips and place these on the lower grille mounting plate tabs. Place the custom support bracket onto the grille using the driver's side center top plate mount and holes as a guide (2). The bottom hole of the bracket will line up with a pre existing grille stud. Remove the nut from the stud, place the bracket to the grille and replace the nut to the stud. Center the grille into the opening. Place the lower tabs into the factory mounts making sure that they completely clip in. The grille bracket will align with factory core support holes. Place a carriage bolt through the support bracket and factory support with the threaded end facing the radiator (3). Place a washer, lock washer and nut onto both bolts. Align the top plate holes to the factory upper bolt location. Install the upper factory bolts and tighten. **(DO NOT TO OVERTIGHTEN)**. Tighten the nuts onto the carriage bolts holding the support to the core support bracing.



### **Step 3**

Re-install the radiator cover back onto the vehicle.

***Thank you for purchasing your T-Rex grille. 8/11/08***