

55103
52103



55103
52103

03-06 Chevy
SILVERADO

03-06 Chevy
SILVERADO

UPPER CLASS SERIES BUMPER INSERT

Recommended Tools:

Slotted Screwdrivers
7/16" Wrench
10mm Socket or Wrench




Parts List / Hardware:

1	Mesh Bumper Insert	3	¼ Flat Washers
3	¼-20 x ¾ Bolts	3	¼ Lock Washers
3	¼-20 Nuts	3	Mounting Brackets

Read and understand instructions before attempting installation

Step 1

Apply masking tape to the POLISHED and painted areas to prevent scratching. Remove the plastic radiator cover fasteners (1). Release the headlight retaining rod to loosen the headlights. Pull the ends of the grille forward to release the metal clips. Now release the metal clips on each end (2). Remove the grille (3).



Step 2

Center the mesh behind the bumper openings. Use the factory hole in the bumper to secure the mounting brackets (4). These brackets apply pressure to the back of the mesh insert; this will hold it securely in place. If more pressure is required to hold the mesh insert; remove the brackets and use pliers to flatten the brackets. Re-install the hardware.

Step 3

Re-install the grille assembly back onto the vehicle. Re-install the headlight retaining pins and radiator cover. ***Thank you for purchasing your T-Rex billet grille.***
12/15/06