

# 55641

08-09 LEXUS  
LS 570



# 55641

08-09 LEXUS  
LS 570

## **08-09 LEXUS LS 570** **Upper Class Mesh Bumper Grille**

### **TOOLS REQUIRED:**

Ratchet and socket set  
Flat Screwdriver

### **PARTS LIST**

(1) Upper Class Mesh Bumper Grille  
(4) 10/32 Zinc Flat Washers  
(4) 6/32 Nylon Lock Nuts  
(4) 1/2" L Brackets

**PLEASE READ AND UNDERSTAND ALL INSTRUCTIONS BEFORE INSTALLATION.** Auto makers offer varied models to each vehicle and occasionally manufacture more than one body style of the same model. To assure your part is correct; our tech department can be contacted at [tech@trexbillet.com](mailto:tech@trexbillet.com) to verify fitment or assist with tech questions. All other inquiries can be directed to [info@trexbillet.com](mailto:info@trexbillet.com). In the event you do not have internet access please call 1-800-287-5900.

### **Step 1**

First remove 3 top plastic covers under the front under the hood. There are a total of 17 plastic pop clips. Remove the bolt in the top center cover. (Fig 1) Next remove the license plate bracket. (Fig 2) Now take the mesh grille and insert it into the factory bumper opening. (Fig 3) Reach down behind the mesh grille and install a 1/2" L bracket onto each threaded stud on the backside of the mesh grille. The L bracket will latch over the inner lip of the factory bumper opening. Install the 10/32 washers and 6/32 nylon locks nut over the L brackets and tighten. (Fig 4) Reinstall the plastic top covers. Installation complete.





Fig 1



Fig 2



Fig 3




Fig 4

*Thank you for purchasing a T-REX Grille 7/9/09*